

Shelter, CCCM, WASH and Protection Clusters Transitory Tent Sites Guidelines illustrated

AREA

Aim for 30 m² per person for total site space.

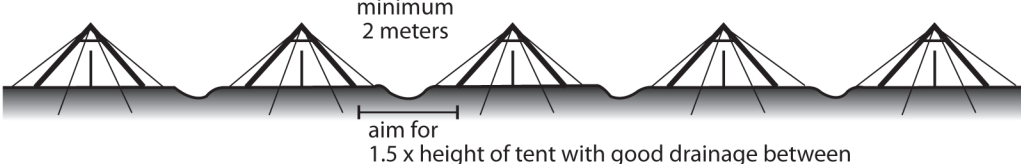


Aim for 3.5 m² per person for covered living space.





Large families of more than 6 will require 2 tents.

FIRE SAFETY




50 meters FIREBREAK after 300 meters

Set up community fire committees for training and fire fighting.

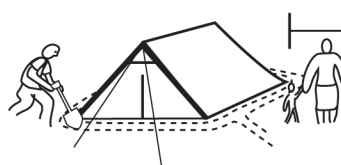



Make fire stations with buckets, sand, fire beaters and fire extinguishers.



SANITATION

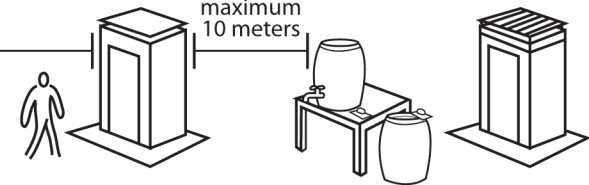
Support people to dig drainage ditches around tents to prevent the tents from flooding with rain.



Connect drainage ditches from each tent to a site drainage solution.

15 - 50 meters away from tents

Latrines Hand Washing Shower




maximum 10 meters

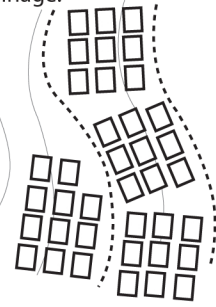
Minimum 1 for every 40 people Minimum 1 for every 10 toilets Minimum 1 for every 80 people

SITE SAFETY


Clear and inclusive information dissemination.
Consultation and Participation in decision making.
Referral and grievance mechanism.



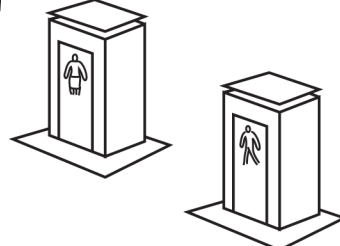
Site drainage should be well planned and maintained.
Consider topography in site planning to allow surface drainage.



Where possible, pitch tents in clusters to provide community-like settings.



Lighting to be provided in the area of latrines and washing facilities.



Segregated latrines and washing facilities with clear physical separation.

Reference:
WASH cluster, Operational Principles and Practices - 14 Jan 2012
OCHA, Tents: A guide to the use and logistics of family tents in humanitarian relief, 2004
www.josephashmore.org

NRC, The Camp Management Toolkit, 2008
UNHCR, Handbook for Emergencies, 3rd Edition